






Host Checklist



- Set a time, date and location
- Create a guest list and send out your invitations
- Make your bunting and print out your games from our Fundraising Pack
- Prepare the food and brew the tea
- Take photos so you can send them to Abby's Heroes
- Enjoy yourself and eat lots of cake!

Tips and Tricks



-  Choose a time that works best for your guests - afternoon tea (2-4 PM) is a classic! or 11am for a coffee break in the office!
-  Theme It Up! Go for a vintage tea party, garden picnic, or even a Mad Hatter's Tea Party!
-  Offer a Tea Selection: Include classic black teas, herbal teas, and a caffeine-free option. Serve scones with jam and cream, finger sandwiches, cupcakes, and biscuits.
-  Set a Suggested Donation: Ask guests to donate what they can - every little helps! Organise a small raffle, tea-themed quiz, or a "Guess the Number of Tea Bags" game.
-  Share on Social Media: Post photos, tag @abbysheroes! Make sure to thank your guests. Send a thank-you message or a small keepsake to show appreciation. And most importantly, remind everyone why it matters. Let guests know how their donations support families of children with cancer.

